

Stainless Steel External Mount Vertical Pumps

RAE's MSVF Series vertical multistage external mount pumps are intended for industrial use to carry fluids such as water, coolant, light oil and other clean, non-aggressive fluids.

These flanged pumps are designed with the inlet and outlet on the

same plane to suit inline piping connections.

MSVF pumps offer full stainless steel wetted construction. All metal parts in contact with the pumped liquid are made of stainless steel.

Applications:

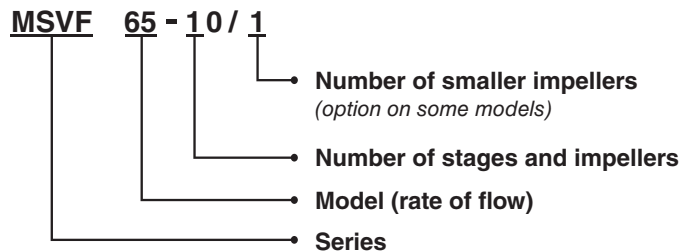
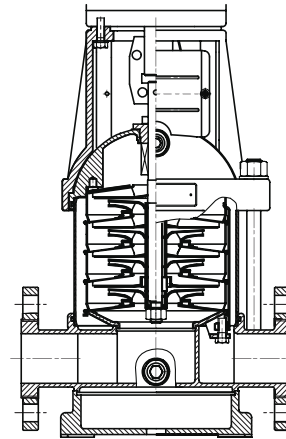
- Water supply systems
- Industrial booster systems
- Industrial liquid transfer systems
- Water treatment systems
- Agricultural irrigation

MOTOR

Nominal speed: 3500 rpm at 60 Hz
Standard voltage: 3 phase; 230V/460V
Protection class: IP54
Insulation class: F



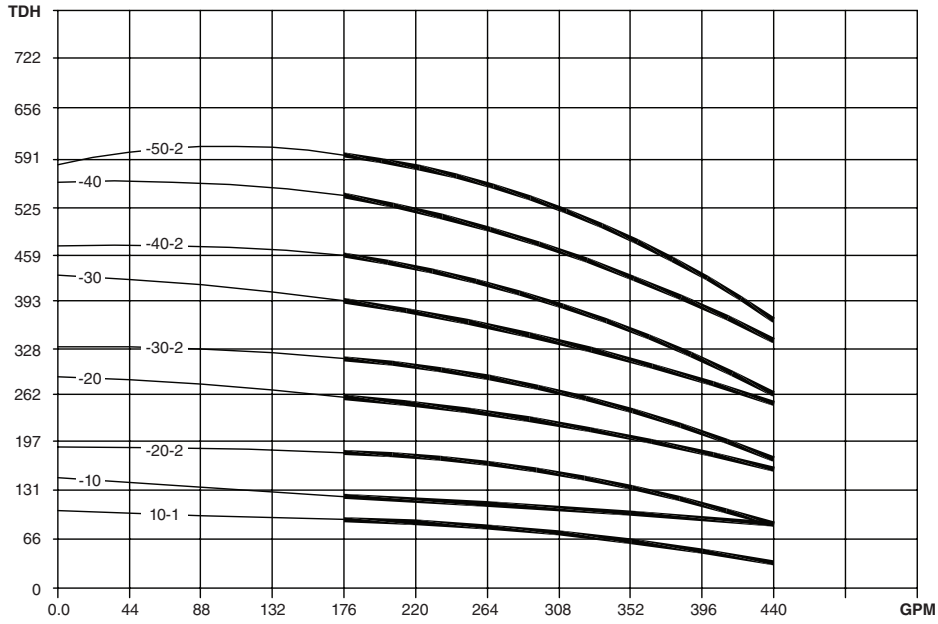
MODEL CODE



OPERATING LIMITS

Ambient temperature: Max 104°F
Liquid temperature range: 5°F to 158°F
Flow: 176 gpm to 439 gpm
Head: 85' to 564'
Operating pressure: Max 261 psi

PERFORMANCE CURVES



DIMENSIONS — WEIGHTS

Model	Power (hp)	A (inches)	B (inches)	C (inches)	D (inches)	E (inches)	Weight (pounds)	Max Inlet Pressure (psi)
MSVF65-10/1	10	37.44	22.09	15.37	10.23	8.19	240.30	58
MSVF65-10	15	46.10	26.41	16.69	12.99	10.04	390.21	58
MSVF65-20/2	20	49.37	29.69	16.69	12.99	10.04	412.26	58
MSVF65-20	30	52.32	29.69	22.64	14.17	11.22	546.75	145
MSVF65-30/2	30	55.55	32.91	22.64	14.17	11.22	555.57	145
MSVF65-30	40	58.50	32.91	25.59	15.75	12.20	690.05	217
MSVF65-40/2	50	61.77	36.18	25.59	15.75	12.20	740.75	217
MSVF65-40	60	63.15	36.18	26.97	18.11	13.39	877.44	217
MSVF65-50/2	60	66.38	39.41	26.97	18.11	13.39	886.26	217

